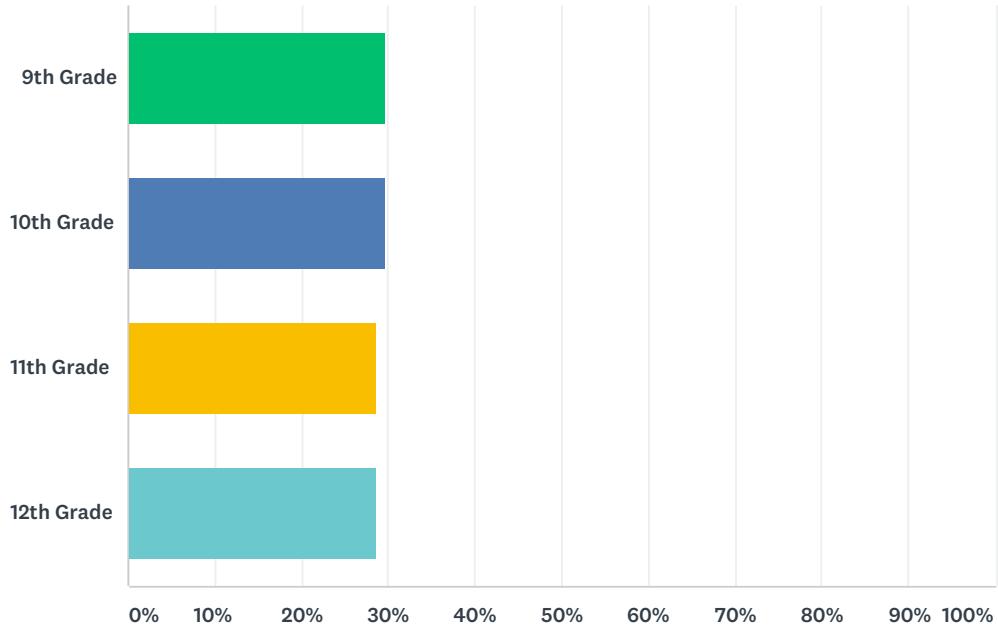


Q1 Check all that apply. Grade Level:

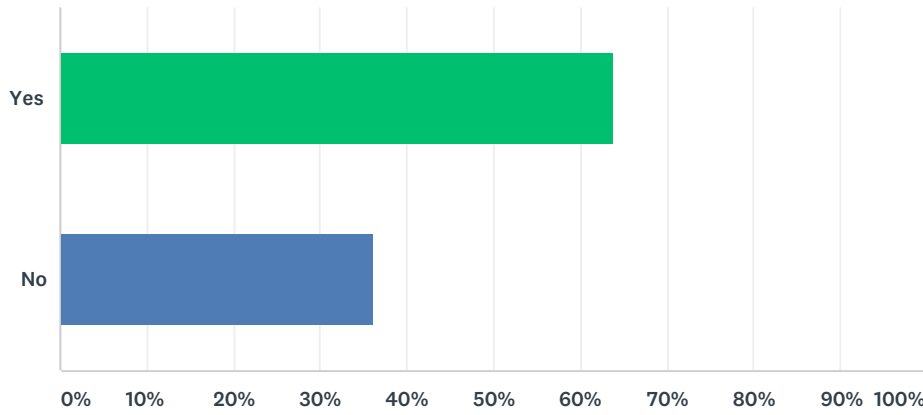
Answered: 91 Skipped: 0



| ANSWER CHOICES | RESPONSES |
|-----------------------|-----------|
| 9th Grade | 29.67% 27 |
| 10th Grade | 29.67% 27 |
| 11th Grade | 28.57% 26 |
| 12th Grade | 28.57% 26 |
| Total Respondents: 91 | |

Q2 Did you attend an Open House/Back to School Night this year?

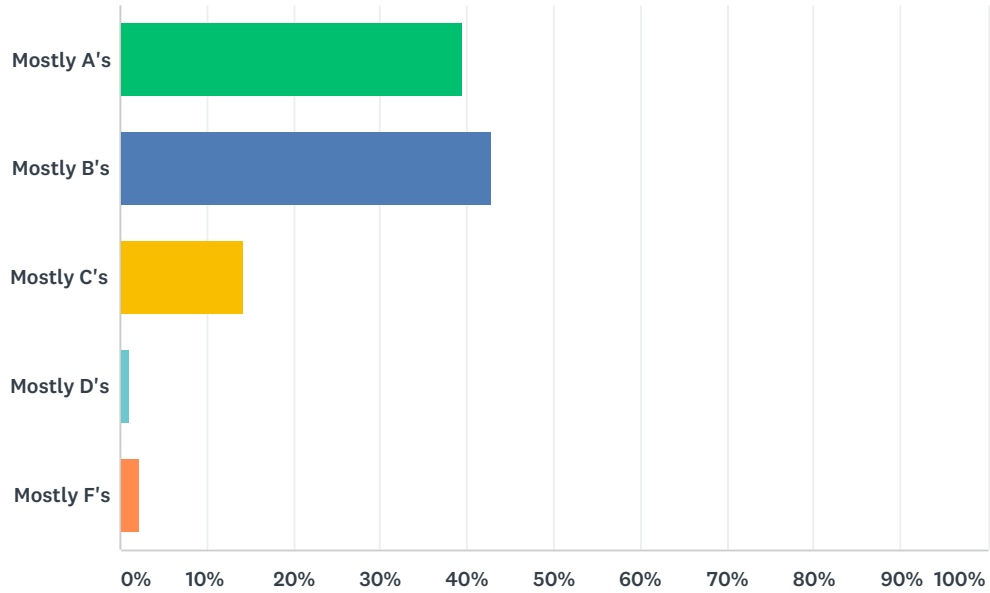
Answered: 91 Skipped: 0



| ANSWER CHOICES | RESPONSES | |
|----------------|-----------|----|
| Yes | 63.74% | 58 |
| No | 36.26% | 33 |
| TOTAL | | 91 |

Q3 In school, my child's grades are.....

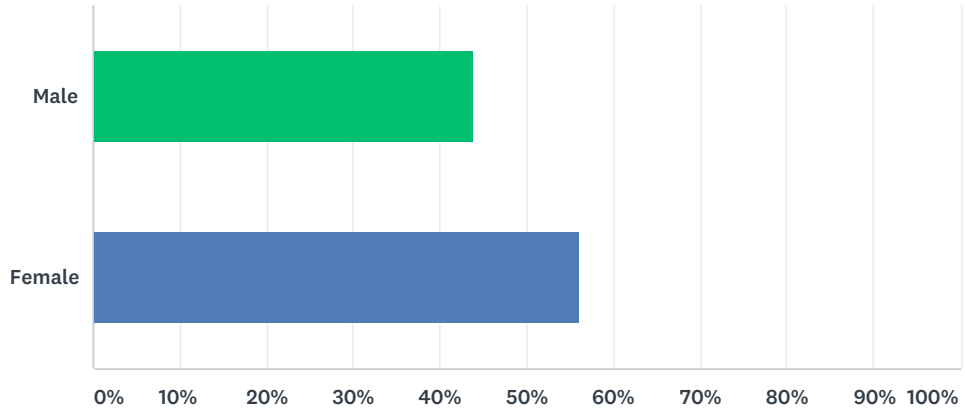
Answered: 91 Skipped: 0



| ANSWER CHOICES | RESPONSES | |
|----------------|-----------|-----------|
| Mostly A's | 39.56% | 36 |
| Mostly B's | 42.86% | 39 |
| Mostly C's | 14.29% | 13 |
| Mostly D's | 1.10% | 1 |
| Mostly F's | 2.20% | 2 |
| TOTAL | | 91 |

Q4 What is your child's gender?

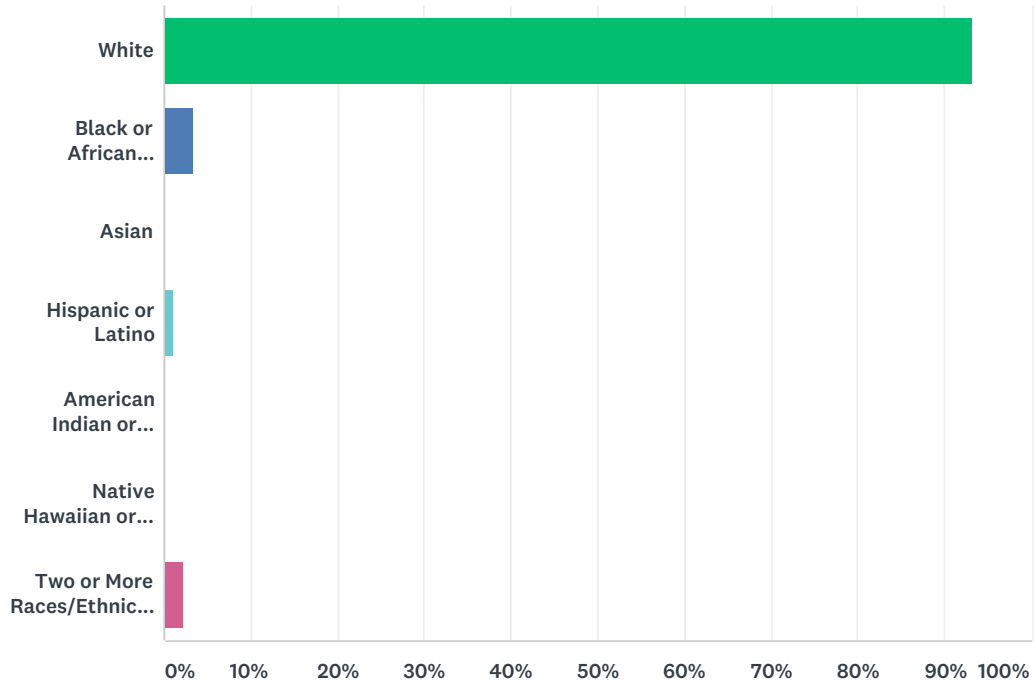
Answered: 91 Skipped: 0



| ANSWER CHOICES | RESPONSES | |
|----------------|-----------|----|
| Male | 43.96% | 40 |
| Female | 56.04% | 51 |
| TOTAL | | 91 |

Q5 What is your child's race or ethnicity? (Pick only one answer, please.)

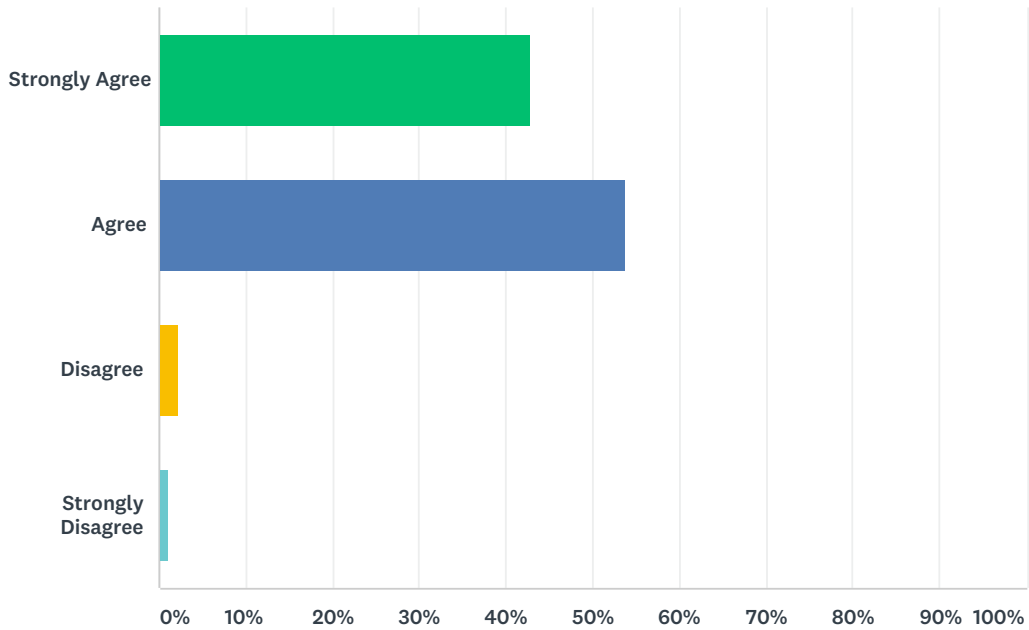
Answered: 91 Skipped: 0



| ANSWER CHOICES | RESPONSES | |
|---|-----------|-----------|
| White | 93.41% | 85 |
| Black or African American | 3.30% | 3 |
| Asian | 0.00% | 0 |
| Hispanic or Latino | 1.10% | 1 |
| American Indian or Alaska Native | 0.00% | 0 |
| Native Hawaiian or Other Pacific Islander | 0.00% | 0 |
| Two or More Races/Ethnicities | 2.20% | 2 |
| TOTAL | | 91 |

Q6 My child's teacher(s) treat me with respect.

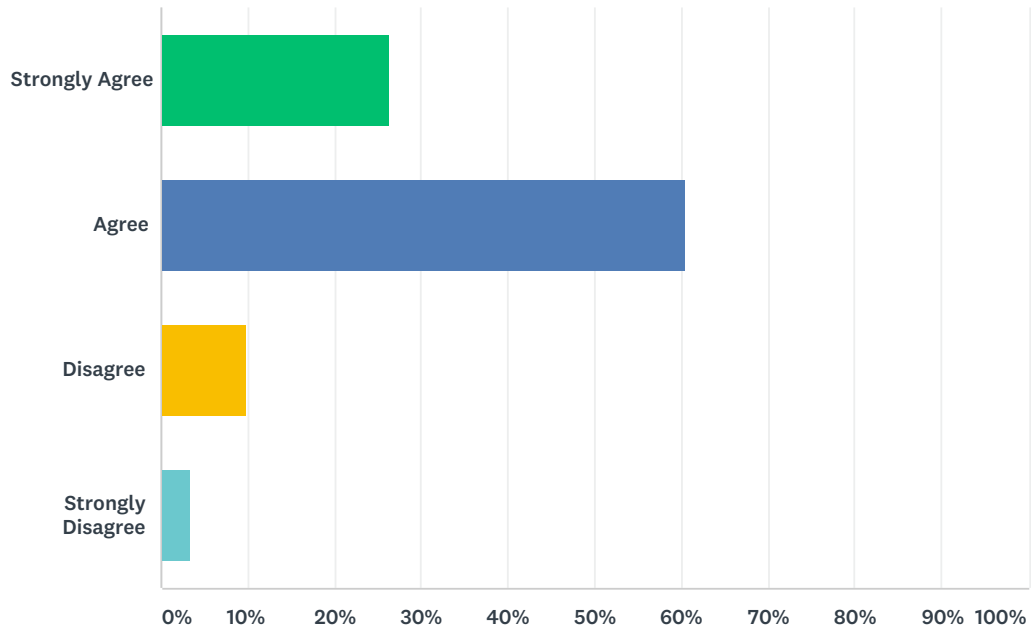
Answered: 91 Skipped: 0



| ANSWER CHOICES | RESPONSES | |
|-------------------|-----------|----|
| Strongly Agree | 42.86% | 39 |
| Agree | 53.85% | 49 |
| Disagree | 2.20% | 2 |
| Strongly Disagree | 1.10% | 1 |
| TOTAL | | 91 |

Q7 The school environment is caring and supportive.

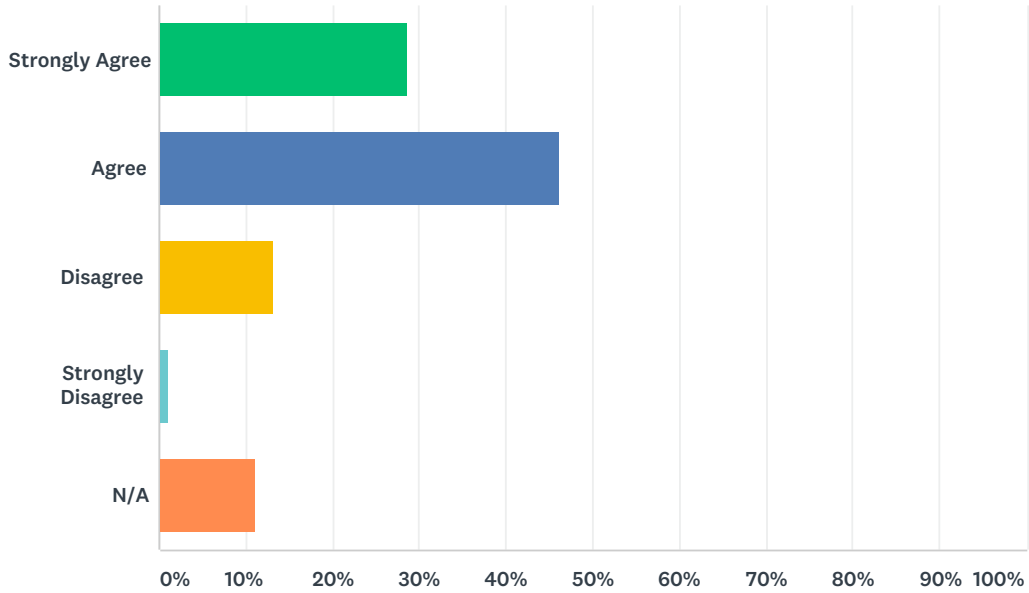
Answered: 91 Skipped: 0



| ANSWER CHOICES | RESPONSES | |
|-------------------|-----------|----|
| Strongly Agree | 26.37% | 24 |
| Agree | 60.44% | 55 |
| Disagree | 9.89% | 9 |
| Strongly Disagree | 3.30% | 3 |
| TOTAL | | 91 |

Q8 If my child has a problem, there is someone at school who can help.

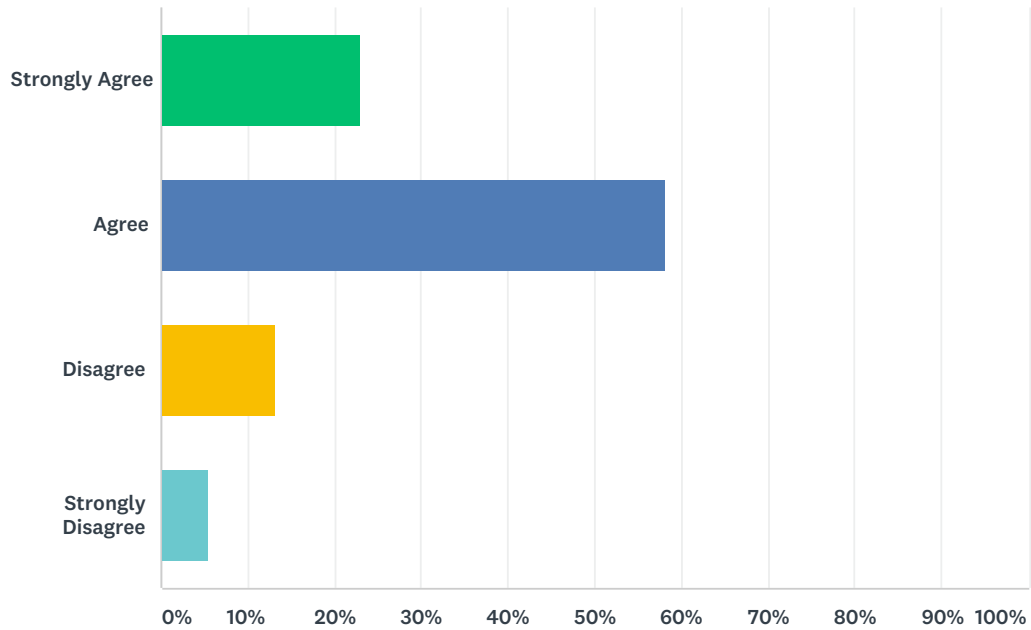
Answered: 91 Skipped: 0



| ANSWER CHOICES | RESPONSES | |
|-------------------|-----------|-----------|
| Strongly Agree | 28.57% | 26 |
| Agree | 46.15% | 42 |
| Disagree | 13.19% | 12 |
| Strongly Disagree | 1.10% | 1 |
| N/A | 10.99% | 10 |
| TOTAL | | 91 |

Q9 My child is safe at this school.

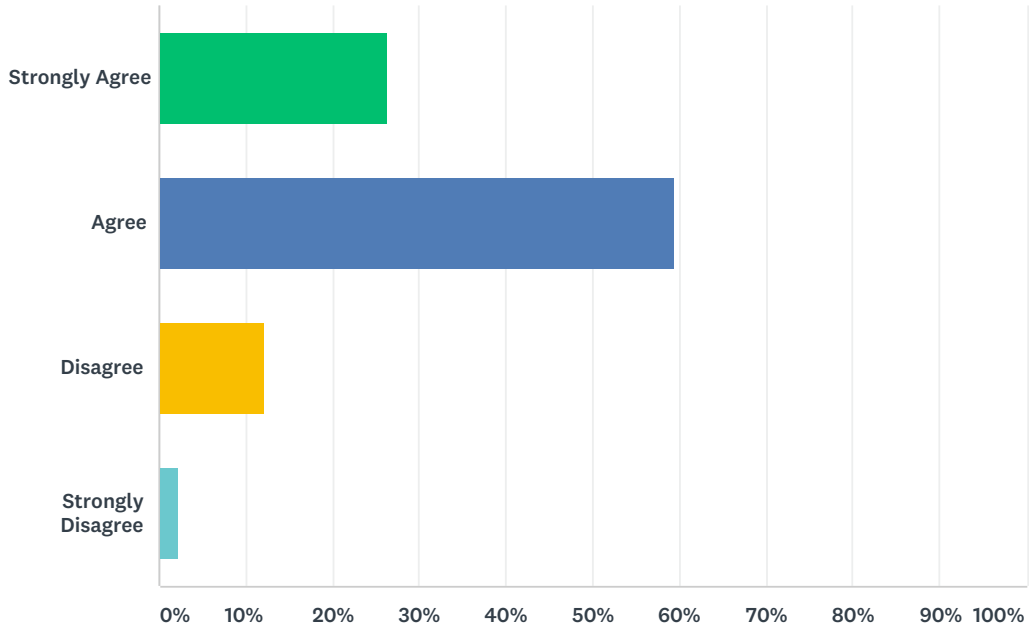
Answered: 91 Skipped: 0



| ANSWER CHOICES | RESPONSES | |
|-------------------|-----------|----|
| Strongly Agree | 23.08% | 21 |
| Agree | 58.24% | 53 |
| Disagree | 13.19% | 12 |
| Strongly Disagree | 5.49% | 5 |
| TOTAL | | 91 |

Q10 This school is a good place to learn.

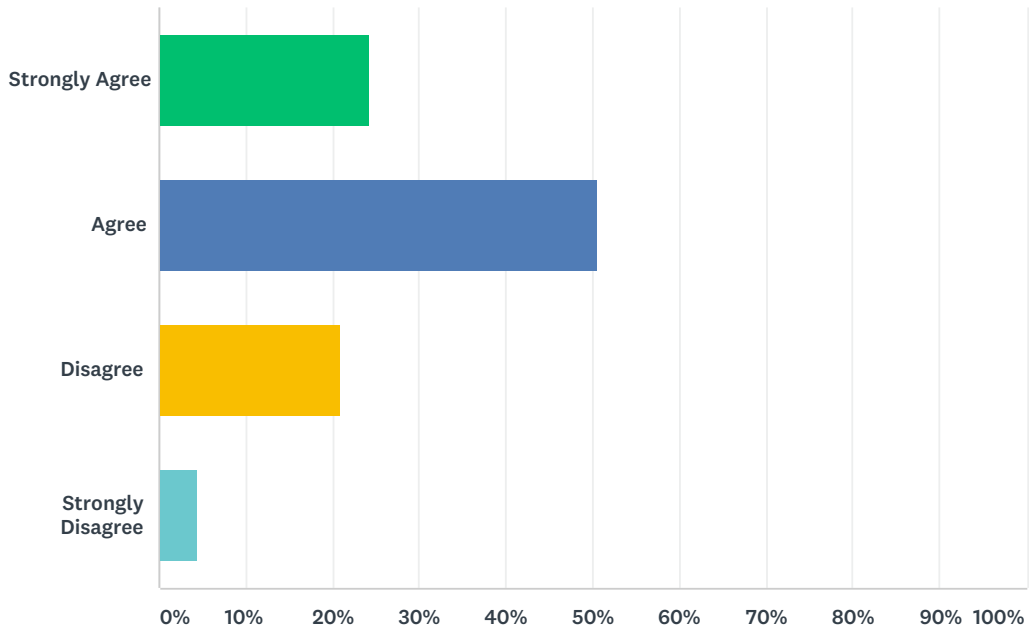
Answered: 91 Skipped: 0



| ANSWER CHOICES | RESPONSES | |
|-------------------|-----------|-----------|
| Strongly Agree | 26.37% | 24 |
| Agree | 59.34% | 54 |
| Disagree | 12.09% | 11 |
| Strongly Disagree | 2.20% | 2 |
| TOTAL | | 91 |

Q11 My child's school communicates well with me.

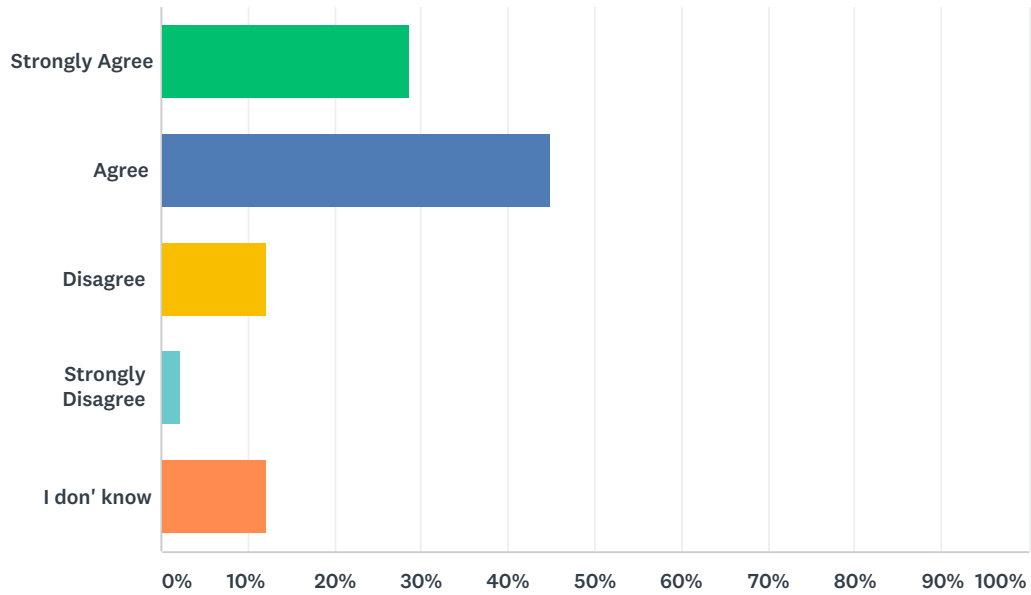
Answered: 91 Skipped: 0



| ANSWER CHOICES | RESPONSES | |
|-------------------|-----------|----|
| Strongly Agree | 24.18% | 22 |
| Agree | 50.55% | 46 |
| Disagree | 20.88% | 19 |
| Strongly Disagree | 4.40% | 4 |
| TOTAL | | 91 |

Q12 I feel comfortable discussing my child's needs with teachers and staff.

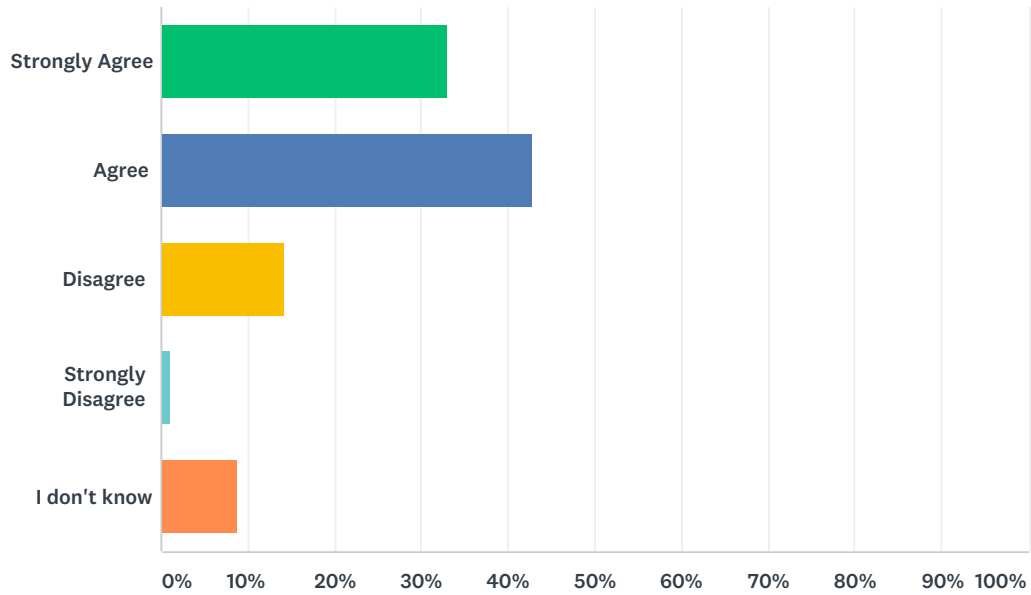
Answered: 91 Skipped: 0



| ANSWER CHOICES | RESPONSES | |
|-------------------|-----------|-----------|
| Strongly Agree | 28.57% | 26 |
| Agree | 45.05% | 41 |
| Disagree | 12.09% | 11 |
| Strongly Disagree | 2.20% | 2 |
| I don't know | 12.09% | 11 |
| TOTAL | | 91 |

Q13 If I have questions or concerns, I know whom to contact at this school.

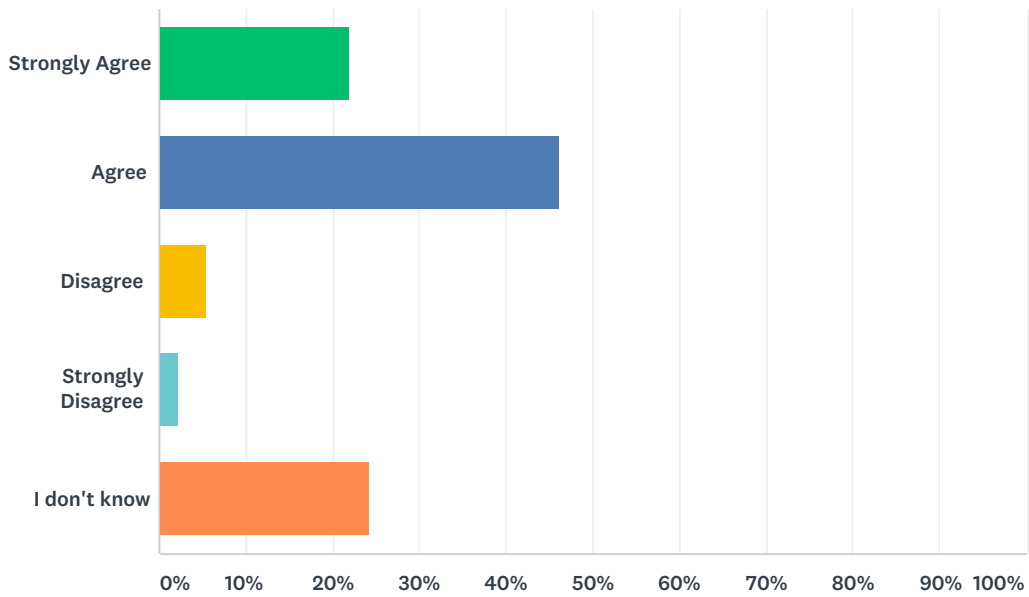
Answered: 91 Skipped: 0



| ANSWER CHOICES | RESPONSES | |
|-------------------|-----------|-----------|
| Strongly Agree | 32.97% | 30 |
| Agree | 42.86% | 39 |
| Disagree | 14.29% | 13 |
| Strongly Disagree | 1.10% | 1 |
| I don't know | 8.79% | 8 |
| TOTAL | | 91 |

Q14 My child's school is sensitive to issues regarding race, ethnicity, gender, sexual orientation, and disabilities.

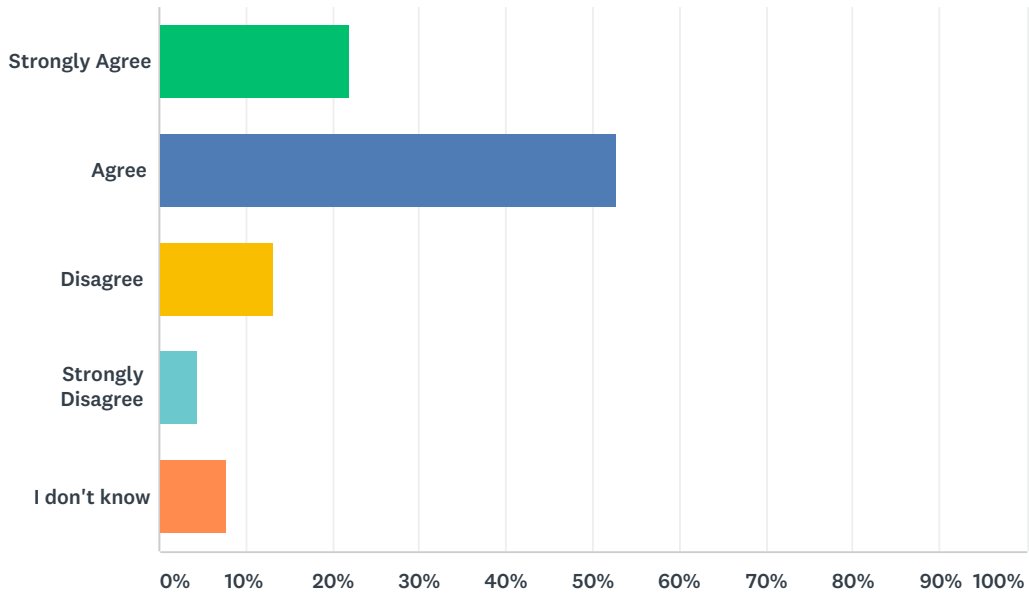
Answered: 91 Skipped: 0



| ANSWER CHOICES | RESPONSES | |
|-------------------|-----------|-----------|
| Strongly Agree | 21.98% | 20 |
| Agree | 46.15% | 42 |
| Disagree | 5.49% | 5 |
| Strongly Disagree | 2.20% | 2 |
| I don't know | 24.18% | 22 |
| TOTAL | | 91 |

Q15 I am satisfied with the response I get when I contact my child's school with questions and concerns.

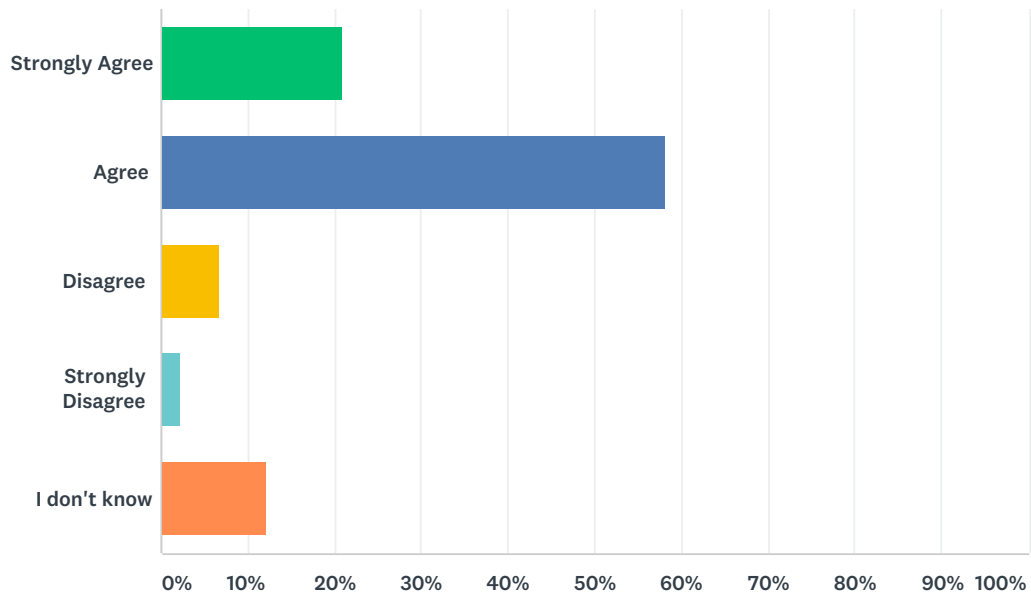
Answered: 91 Skipped: 0



| ANSWER CHOICES | RESPONSES | |
|-------------------|-----------|-----------|
| Strongly Agree | 21.98% | 20 |
| Agree | 52.75% | 48 |
| Disagree | 13.19% | 12 |
| Strongly Disagree | 4.40% | 4 |
| I don't know | 7.69% | 7 |
| TOTAL | | 91 |

Q16 I talk with my child's teacher(s) about what I can do to help my child learn.

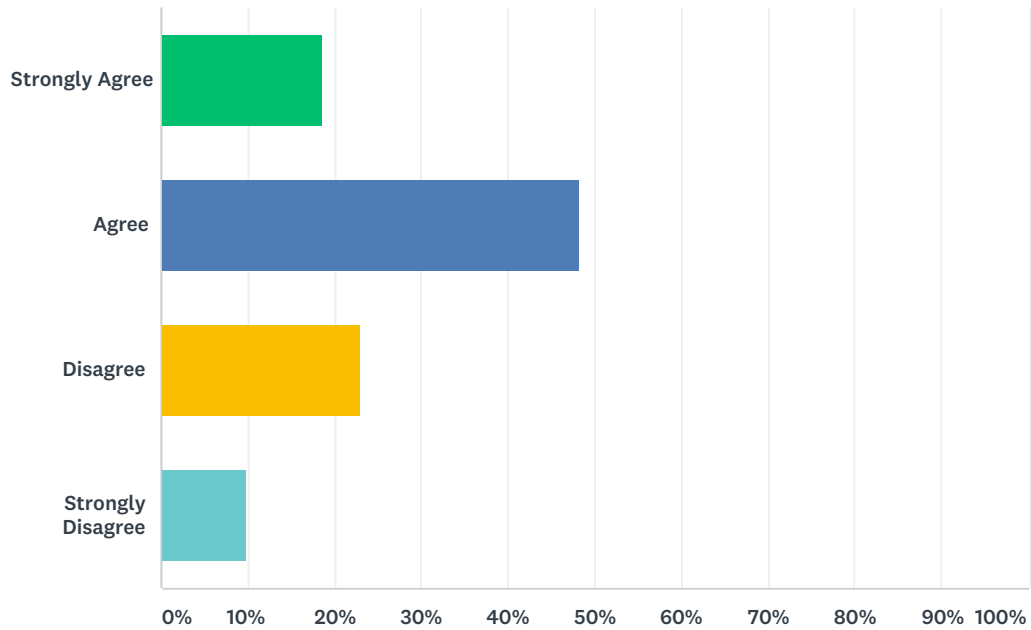
Answered: 91 Skipped: 0



| ANSWER CHOICES | RESPONSES | |
|-------------------|-----------|-----------|
| Strongly Agree | 20.88% | 19 |
| Agree | 58.24% | 53 |
| Disagree | 6.59% | 6 |
| Strongly Disagree | 2.20% | 2 |
| I don't know | 12.09% | 11 |
| TOTAL | | 91 |

Q17 I feel well-informed about what is going on at the school.

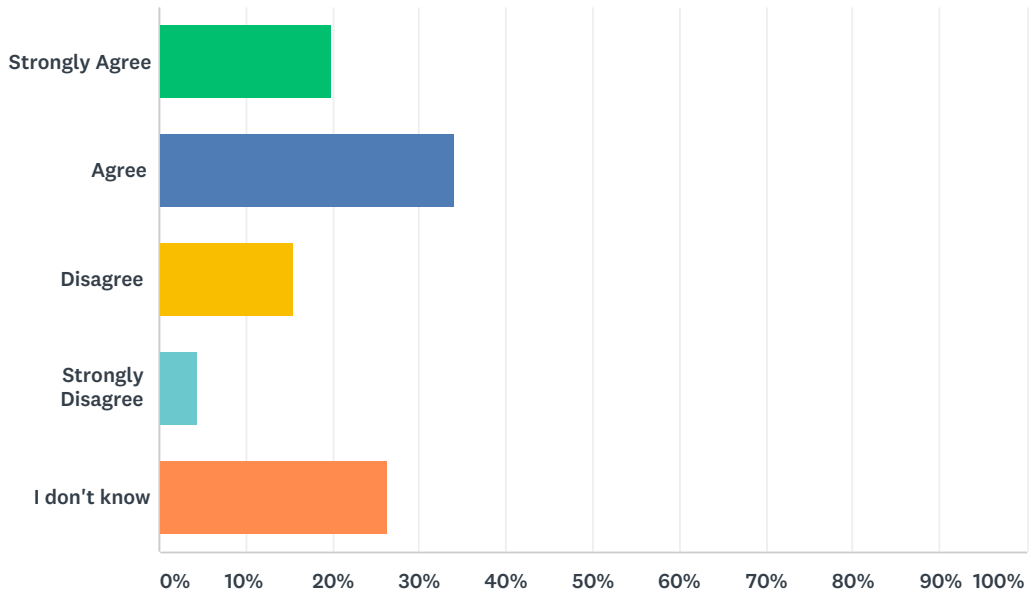
Answered: 91 Skipped: 0



| ANSWER CHOICES | RESPONSES | |
|-------------------|-----------|----|
| Strongly Agree | 18.68% | 17 |
| Agree | 48.35% | 44 |
| Disagree | 23.08% | 21 |
| Strongly Disagree | 9.89% | 9 |
| TOTAL | | 91 |

Q18 Administrators deals with problems and conflicts fairly.

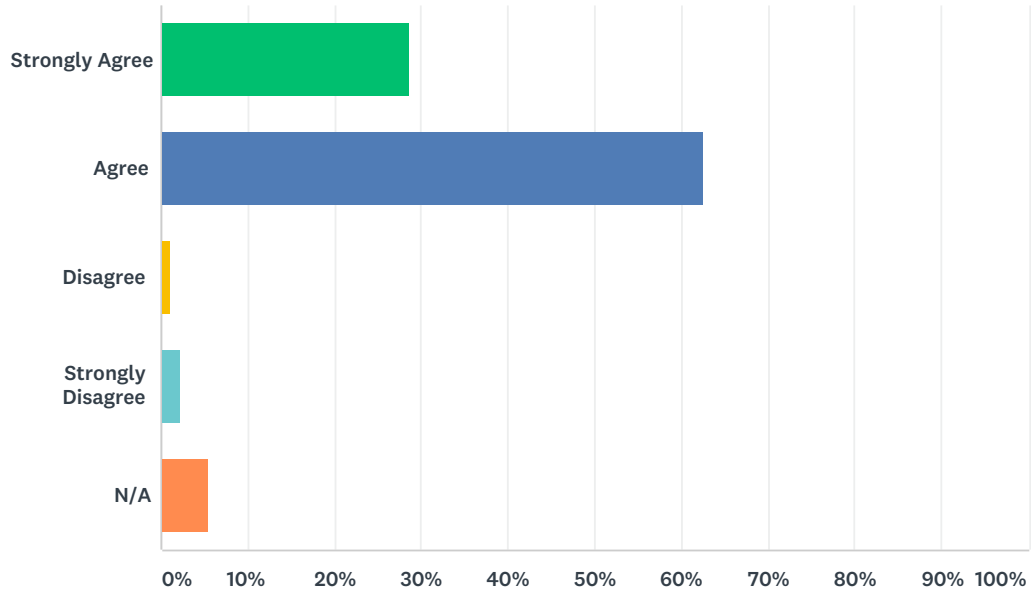
Answered: 91 Skipped: 0



| ANSWER CHOICES | RESPONSES | |
|-------------------|-----------|-----------|
| Strongly Agree | 19.78% | 18 |
| Agree | 34.07% | 31 |
| Disagree | 15.38% | 14 |
| Strongly Disagree | 4.40% | 4 |
| I don't know | 26.37% | 24 |
| TOTAL | | 91 |

Q19 The school facilities are clean.

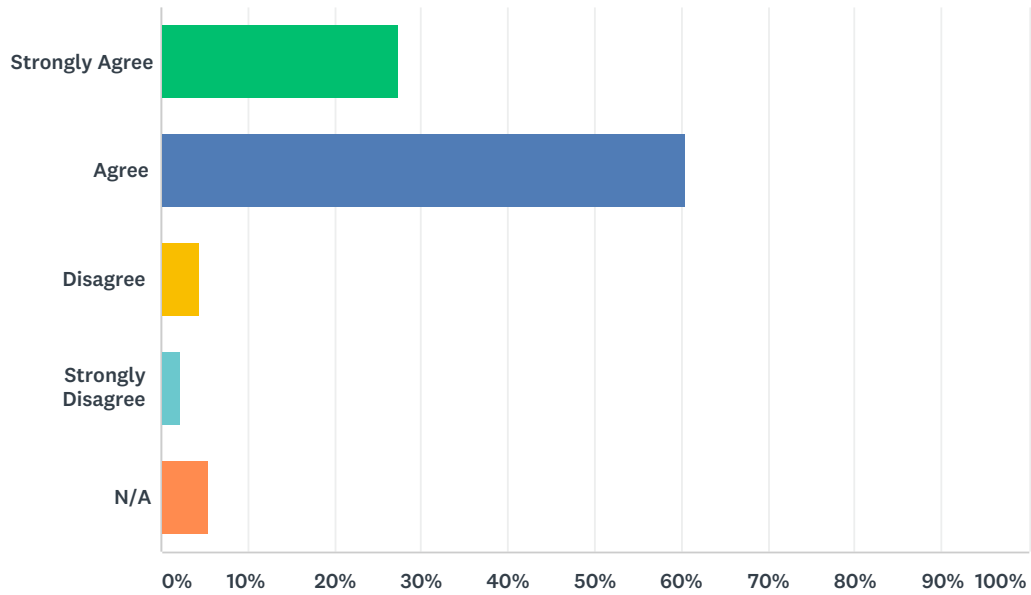
Answered: 91 Skipped: 0



| ANSWER CHOICES | RESPONSES | |
|-------------------|-----------|-----------|
| Strongly Agree | 28.57% | 26 |
| Agree | 62.64% | 57 |
| Disagree | 1.10% | 1 |
| Strongly Disagree | 2.20% | 2 |
| N/A | 5.49% | 5 |
| TOTAL | | 91 |

Q20 The school facilities are and well-maintained.

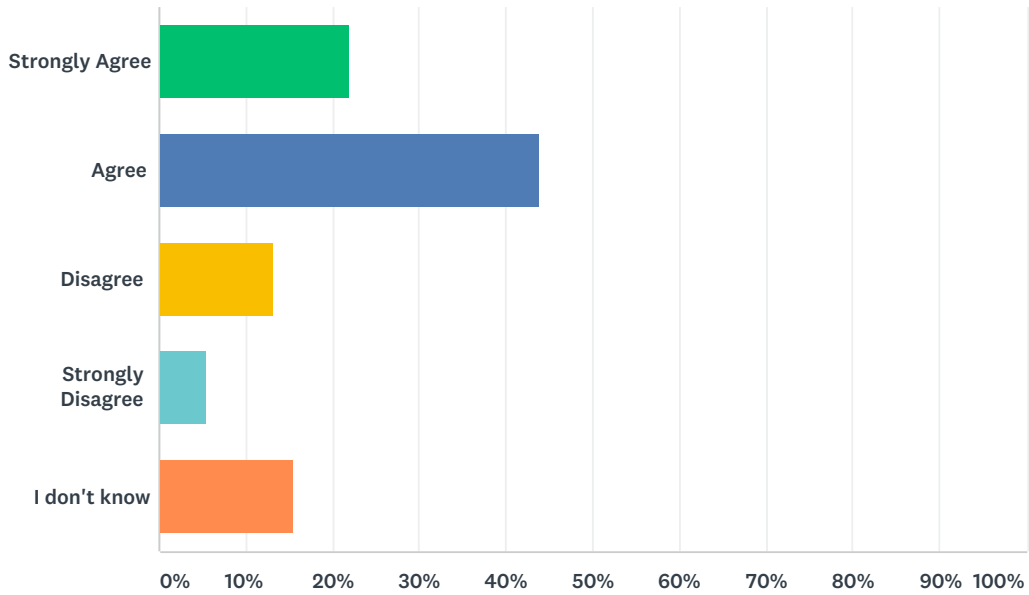
Answered: 91 Skipped: 0



| ANSWER CHOICES | RESPONSES | |
|-------------------|-----------|-----------|
| Strongly Agree | 27.47% | 25 |
| Agree | 60.44% | 55 |
| Disagree | 4.40% | 4 |
| Strongly Disagree | 2.20% | 2 |
| N/A | 5.49% | 5 |
| TOTAL | | 91 |

Q21 My child can get the resources and attention he/she needs to be successful.

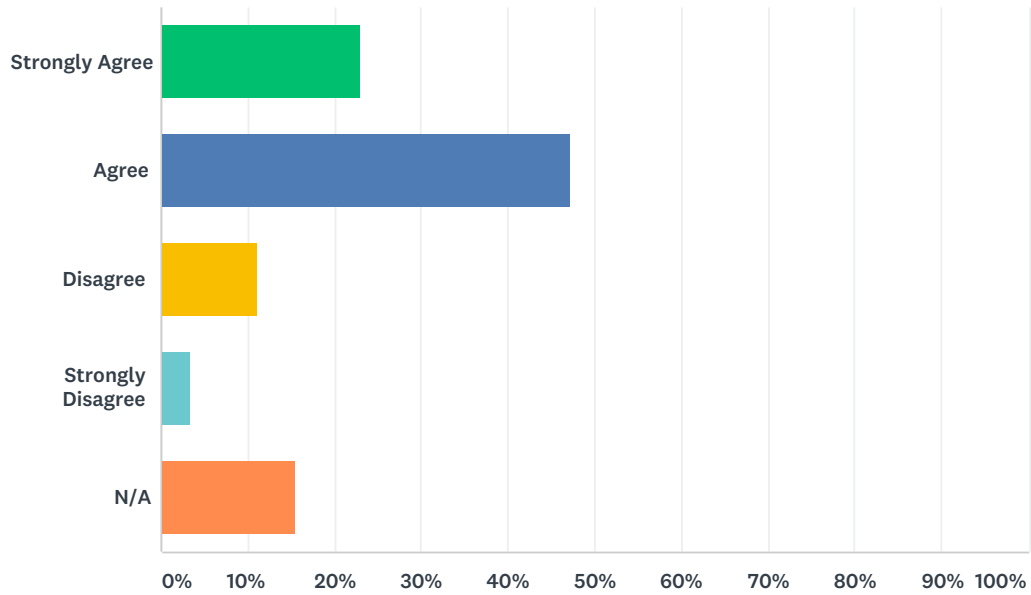
Answered: 91 Skipped: 0



| ANSWER CHOICES | RESPONSES | |
|-------------------|-----------|-----------|
| Strongly Agree | 21.98% | 20 |
| Agree | 43.96% | 40 |
| Disagree | 13.19% | 12 |
| Strongly Disagree | 5.49% | 5 |
| I don't know | 15.38% | 14 |
| TOTAL | | 91 |

Q22 The administrators are available to parents and willing to listen.

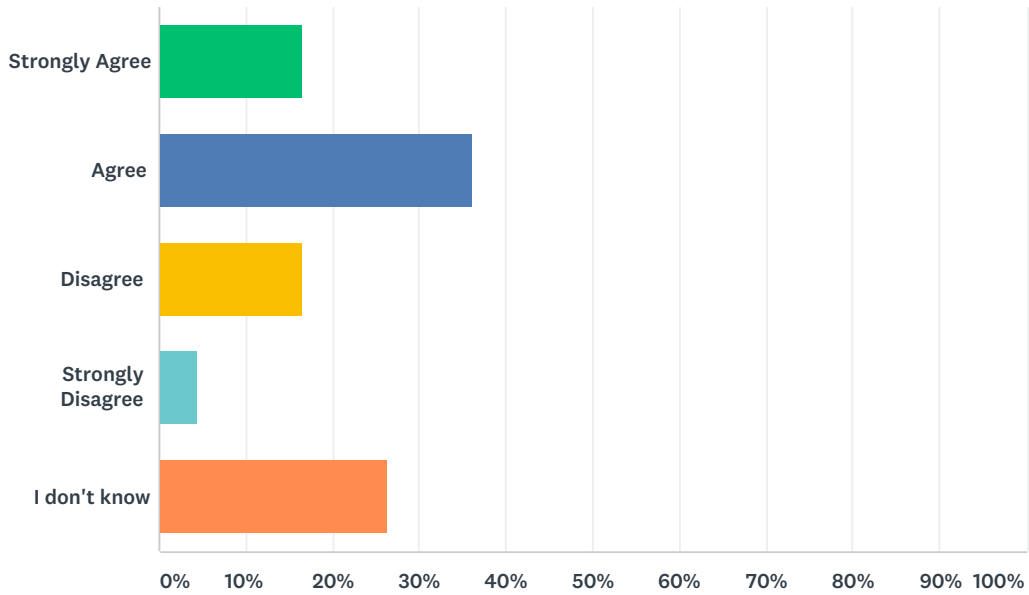
Answered: 91 Skipped: 0



| ANSWER CHOICES | RESPONSES | |
|-------------------|-----------|-----------|
| Strongly Agree | 23.08% | 21 |
| Agree | 47.25% | 43 |
| Disagree | 10.99% | 10 |
| Strongly Disagree | 3.30% | 3 |
| N/A | 15.38% | 14 |
| TOTAL | | 91 |

Q23 Administrators take into account the feedback I give when making decisions.

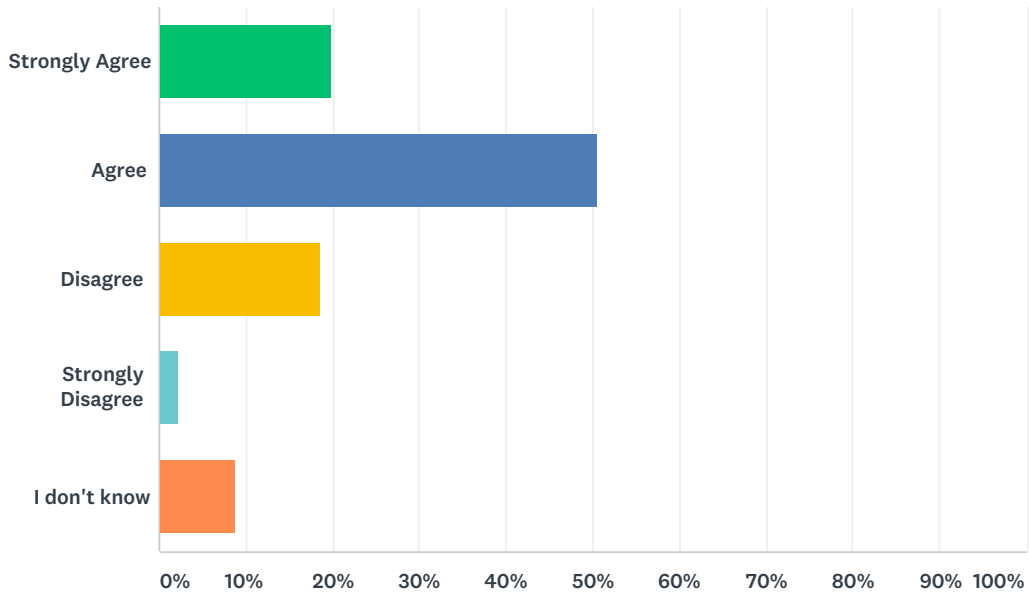
Answered: 91 Skipped: 0



| ANSWER CHOICES | RESPONSES | |
|-------------------|-----------|-----------|
| Strongly Agree | 16.48% | 15 |
| Agree | 36.26% | 33 |
| Disagree | 16.48% | 15 |
| Strongly Disagree | 4.40% | 4 |
| I don't know | 26.37% | 24 |
| TOTAL | | 91 |

Q24 I often communicate with my child's teacher(s) when in person, by phone or by email.

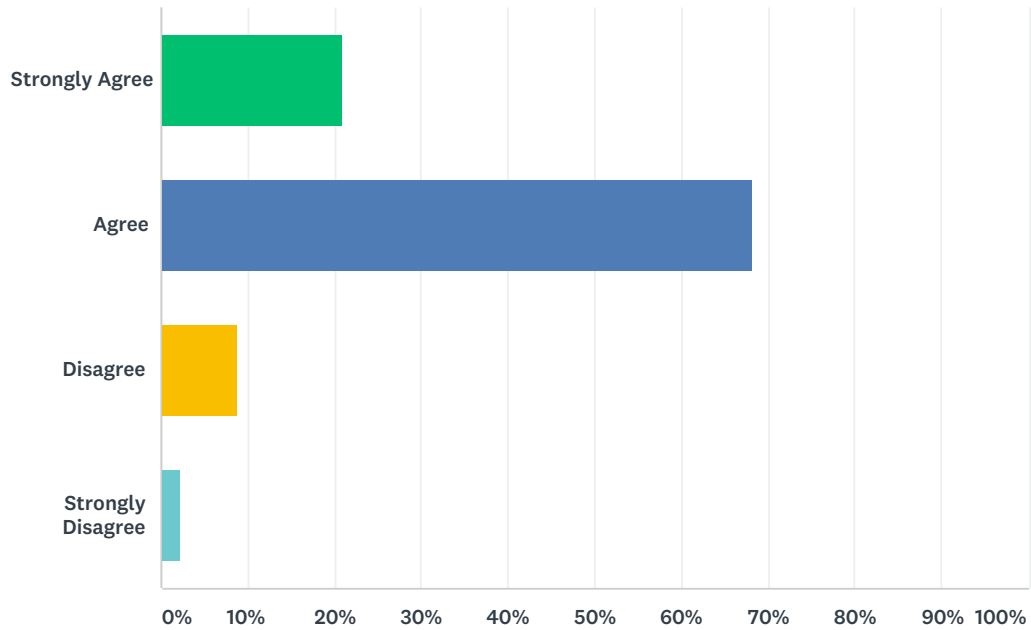
Answered: 91 Skipped: 0



| ANSWER CHOICES | RESPONSES | |
|-------------------|-----------|-----------|
| Strongly Agree | 19.78% | 18 |
| Agree | 50.55% | 46 |
| Disagree | 18.68% | 17 |
| Strongly Disagree | 2.20% | 2 |
| I don't know | 8.79% | 8 |
| TOTAL | | 91 |

Q25 Administrators have high expectations for students at this school.

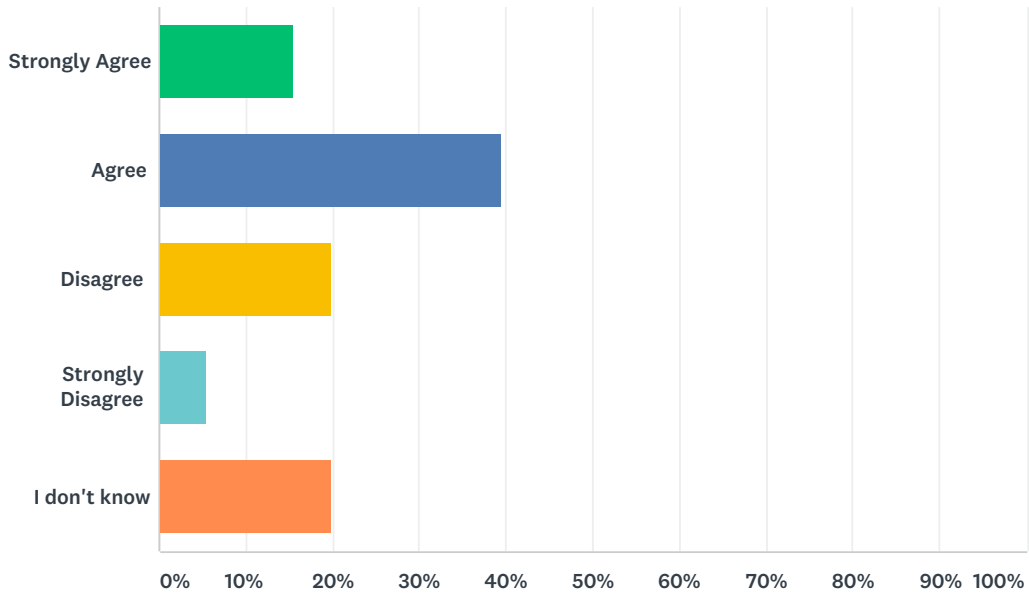
Answered: 91 Skipped: 0



| ANSWER CHOICES | RESPONSES | |
|-------------------|-----------|----|
| Strongly Agree | 20.88% | 19 |
| Agree | 68.13% | 62 |
| Disagree | 8.79% | 8 |
| Strongly Disagree | 2.20% | 2 |
| TOTAL | | 91 |

Q26 This school offers me many ways to be involved in my child's education.

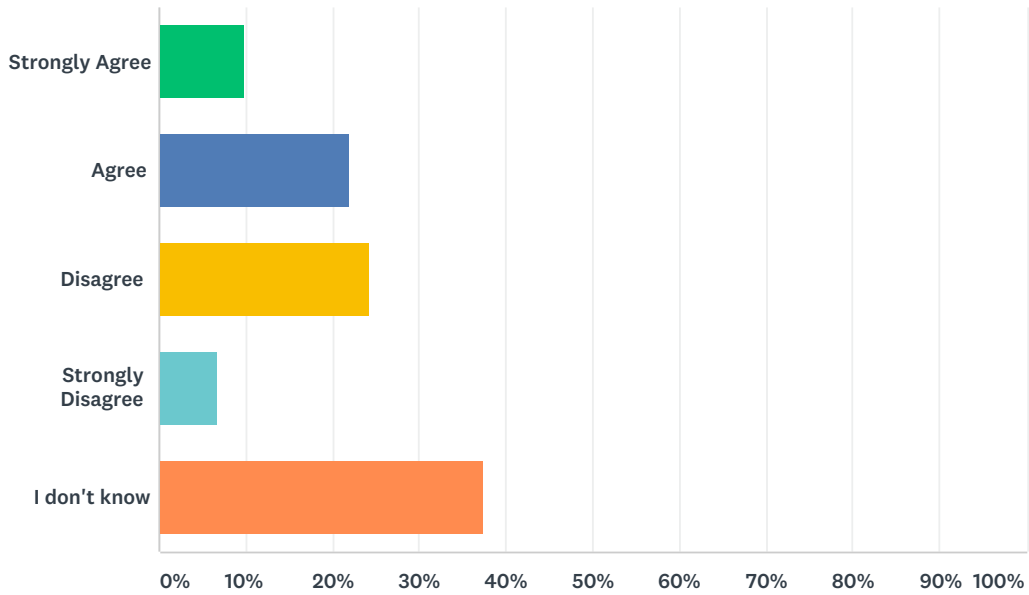
Answered: 91 Skipped: 0



| ANSWER CHOICES | RESPONSES | |
|-------------------|-----------|-----------|
| Strongly Agree | 15.38% | 14 |
| Agree | 39.56% | 36 |
| Disagree | 19.78% | 18 |
| Strongly Disagree | 5.49% | 5 |
| I don't know | 19.78% | 18 |
| TOTAL | | 91 |

Q27 Bullying is a problem at my child's school.

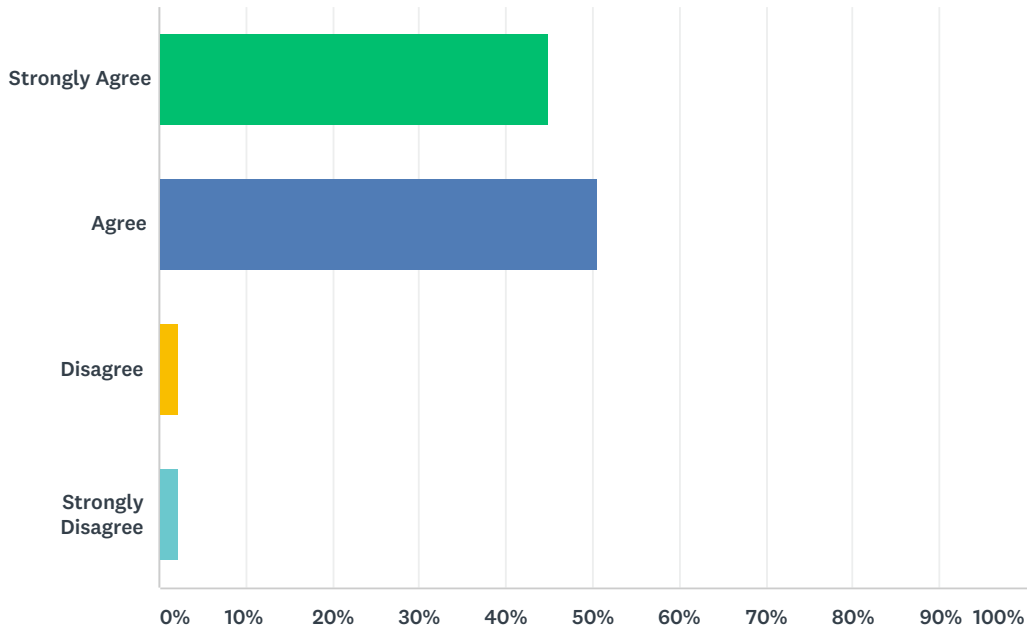
Answered: 91 Skipped: 0



| ANSWER CHOICES | RESPONSES | |
|-------------------|-----------|-----------|
| Strongly Agree | 9.89% | 9 |
| Agree | 21.98% | 20 |
| Disagree | 24.18% | 22 |
| Strongly Disagree | 6.59% | 6 |
| I don't know | 37.36% | 34 |
| TOTAL | | 91 |

Q28 I know how my child is doing in school before I get my child's report card.

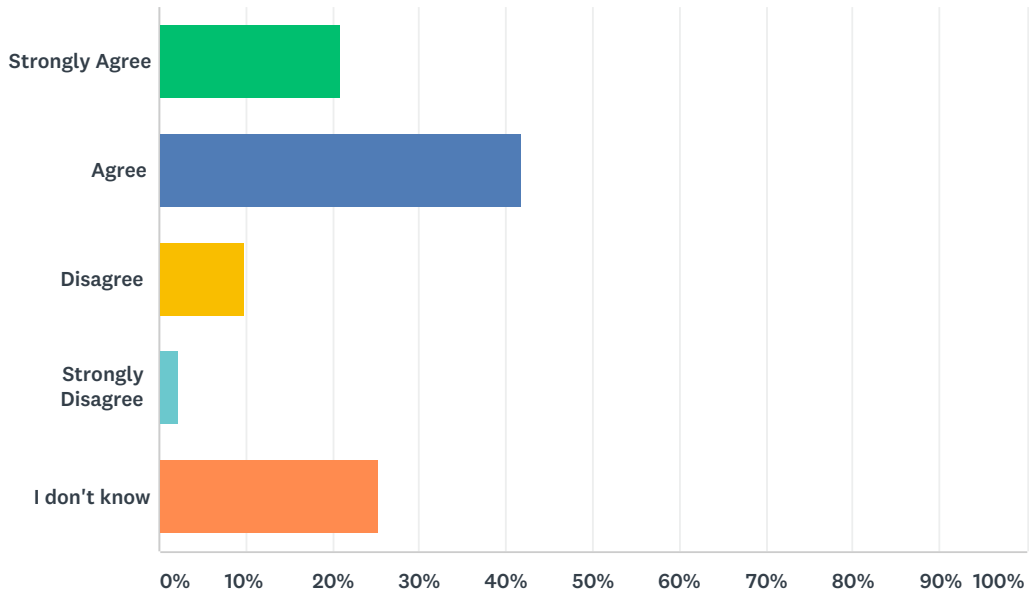
Answered: 91 Skipped: 0



| ANSWER CHOICES | RESPONSES | |
|-------------------|-----------|-----------|
| Strongly Agree | 45.05% | 41 |
| Agree | 50.55% | 46 |
| Disagree | 2.20% | 2 |
| Strongly Disagree | 2.20% | 2 |
| TOTAL | | 91 |

Q29 My child has access to extra academic help outside the classroom when he/she needs it.

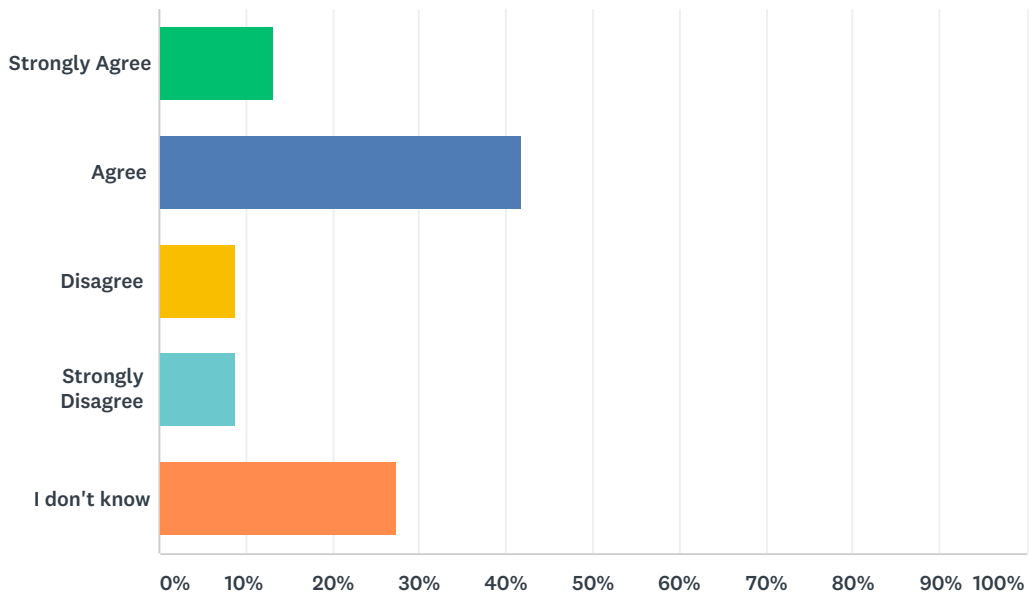
Answered: 91 Skipped: 0



| ANSWER CHOICES | RESPONSES | |
|-------------------|-----------|-----------|
| Strongly Agree | 20.88% | 19 |
| Agree | 41.76% | 38 |
| Disagree | 9.89% | 9 |
| Strongly Disagree | 2.20% | 2 |
| I don't know | 25.27% | 23 |
| TOTAL | | 91 |

Q30 This school provides students with helpful information about preparation for college or other career choices.

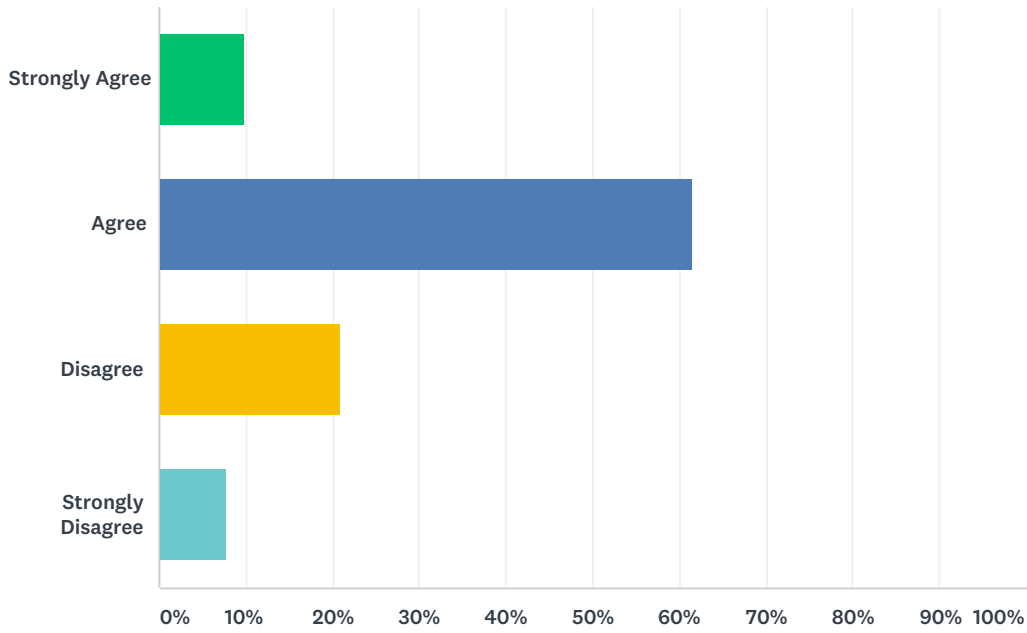
Answered: 91 Skipped: 0



| ANSWER CHOICES | RESPONSES | |
|-------------------|-----------|-----------|
| Strongly Agree | 13.19% | 12 |
| Agree | 41.76% | 38 |
| Disagree | 8.79% | 8 |
| Strongly Disagree | 8.79% | 8 |
| I don't know | 27.47% | 25 |
| TOTAL | | 91 |

Q31 Do you feel that this school provides effective drug/alcohol education?

Answered: 91 Skipped: 0



| ANSWER CHOICES | RESPONSES | |
|-------------------|-----------|-----------|
| Strongly Agree | 9.89% | 9 |
| Agree | 61.54% | 56 |
| Disagree | 20.88% | 19 |
| Strongly Disagree | 7.69% | 7 |
| TOTAL | | 91 |